

**TRANSFORM  
YOUR BATHROOM**  
with our all-in-one  
**Expertise**



Manufactured By  
**GLOBAL INDUSTRIES**

Delhi (INDIA)  
E-mail : [globalindustries903@gmail.com](mailto:globalindustries903@gmail.com)  
website : [www.oleannataps.com](http://www.oleannataps.com)

FOLLOW US FOR MORE  
@ **OleannaStore**



“ Where Every Drop Reflects Elegance  
LUXURIOUS, MINIMALISTIC, and PLAYFUL




**PRICE LIST**  
W.E.F. 01-04-2026



JIYO VIGNET FUSION MATRIX HINDUSTAN MAXO



TAZZO SPEED KOHINOOR CROMA NOVA PRIME



PEARL MILANO CUBIX PRIME MILANO GOLD MILANO ROSE GOLD MILANO BLACK




TAZZO GOLD TAZZO ROSE GOLD TAZZO BLACK KUBIX SQUARE ROYAL



STANDARD PLATINUM SPARROW LUDO ACCESSORIES F.R.P



| S.NO. | ITEM  | JIYO   | VIGNET | FUSION |
|-------|---|--------|--------|--------|
| 1     | ANGLE VALVE                                     | 720/-  | 720/-  | 990/-  |
| 2     | BIB COCK  | 836/-  | 836/-  | 1098/- |
| 3     | LONG BODY                                       | 887/-  | 887/-  | 1208/- |
| 4     | PILLAR COCK                                     | 1034/- | 1034/- | 1334/- |
| 5     | SINK COCK                                       | 1489/- | 1489/- | 2450/- |
| 6     | SWAN NECK                                       | 1662/- | 1662/- | 2450/- |
| 7     | 2 IN 1 BIB COCK                                 | 1596/- | 1596/- | 1946/- |
| 8     | 2 IN 1 ANGLE VALVE                              | 1596/- | 1596/- | 1712/- |
| 9     | CONCEALED BODY15MM/20 MM                        | 850/-  | 850/-  | 980/-  |
| 10    | CONCEALED UPPER PART 15MM/20MM                  | 521/-  | 521/-  | 549/-  |
| 11    | CENTRE HOLE MIXER                               | 3175/- | 3175/- | 3567/- |
| 12    | SINK MIXER                                      | 3845/- | 3845/- | 4505/- |
| 13    | WALL MIXER NON . TEL                            | 3579/- | 3579/- | 4505/- |
| 14    | WALL MIXER TEL WITH L BEND                      | 4387/- | 4387/- | 5549/- |
| 15    | WALL MIXER 3 IN 1                               | 5290/- | 5290/- | 6450/- |
| 16    | NOZZLE BIB COCK                                 | 929/-  | 929/-  | 1208/- |
| 17    | SINGLE LEVER BASIN MIXER 6"                     | 3606/- | 3606/- | 3765/- |
| 18    | SINGLE LEVER BASIN TALL BODY                    | 5154/- | 5154/- | 5206/- |
| 19    | SL BASIN MIXER WALL MOUNTED BODY                | 4298/- | 4298/- | 4127/- |
| 20    | SL BASIN MIXER WALL MOUNTED EXPOSE PART         | 3304/- | 3304/- | 3405/- |
| 21    | SL SINK MIXER TABLE MOUNTED                     | 7104/- | 7104/- | 7062/- |
| 22    | SL CSL DIVERTER BODY 4 WAY HI FLOW              | 6590/- | 6590/- | 6397/- |
| 23    | SL CSL DIVERTER EXPOSE PART 4 WAY HI FLOW       | 2646/- | 2646/- | 2684/- |
| 24    | SL CSL DIVERTER BODY 5 WAY HI FLOW              | 6590/- | 6590/- | 6397/- |
| 25    | SL CSL DIVERTER EXPOSE PART 5 WAY HI FLOW       | 2646/- | 2640/- | 2684/- |
| 26    | SL CSL DIVERTER BODY (2INLET) 4 WAY             | 4101/- | 4101/- | 4127/- |
| 27    | SL CSL DIVERTER EXPOSE PART (2INLET) 4 WAY      | 2388/- | 2388/- | 2358/- |
| 28    | PILLAR COCK TALL BODY 12"                       | 2658/- | 2658/- | 2847/- |
| 29    | PILLAR COCK HIGH NECK 6"                        | 2258/- | 2258/- | 2486/- |
| 30    | PLAIN SPOUT                                     | 1108/- | 1108/- | 1116/- |
| 31    | TIP TON SPOUT                                   | 2178/- | 2178/- | 2503/- |
| 32    | WALL MIXER TELE. WITH CRUTCH                    | 5057/- | 5057/- | 6179/- |
| 33    | HANDLE  | 201/-  | 201/-  | 265/-  |
| 34    | SINK COCK WITH SILICON FLEXIBLE SPOUT           | 2157/- | 2157/- | 3080/- |
| 35    | SWAN NECK WITH SILICON FLEXIBLE SPOUT           | 2329/- | 2329/- | 3080/- |
| 36    | SINK MIXER WITH SILICON FLEXIBLE SPOUT          | 4513/- | 4513/- | 5135/- |
| 37    | CENTER HOLE BASIN MIXER WITH SILICON SPOUT      | 3675/- | 3675/- | 4197/- |
| 38    | SINGLE LEVER SINK MIXER DUAL FLOW TABLE MOUNTED | 7104/- | 7104/- | 7412/- |
| 39    | CENTER HOLE BASIN MIXER WITH FLEXIBLE SPOUT     | 3525/- | 3525/- | 3917/- |
| 40    | SWAN NECK WITH DUAL FLOW SS FLEXIBLE SPOUT      | 2012/- | 2012/- | 2827/- |
| 41    | SINK COCK WITH DUAL FLOW SS FLEXIBLE SPOUT      | 1839/- | 1839/- | 2827/- |






| S.NO. | ITEM  | MATRIX | HINDUSTAN | MAXO   |
|-------|---|--------|-----------|--------|
| 1     | ANGLE VALVE                                     | 990/-  | 1014/-    | 914/-  |
| 2     | BIB COCK  | 1045/- | 1159/-    | 1090/- |
| 3     | LONG BODY                                       | 1128/- | 1304/-    | 1191/- |
| 4     | PILLAR COCK                                     | 1297/- | 1455/-    | 1336/- |
| 5     | SINK COCK                                       | 1602/- | 2627/-    | 1848/- |
| 6     | SWAN NECK                                       | 1765/- | 2766/-    | 2016/- |
| 7     | 2 IN 1 BIB COCK                                 | 1854/- | 2514/-    | 1758/- |
| 8     | 2 IN 1 ANGLE VALVE                              | 1854/- | 2388/-    | 1758/- |
| 9     | CONCEALED BODY15MM/20 MM                        | 980/-  | 980/-     | 980/-  |
| 10    | CONCEALED UPPER PART 15MM/20MM                  | 549/-  | 586/-     | 678/-  |
| 11    | CENTRE HOLE MIXER                               | 3243/- | 4145/-    | 3597/- |
| 12    | SINK MIXER                                      | 3784/- | 4825/-    | 4271/- |
| 13    | WALL MIXER NON . TEL                            | 3784/- | 4851/-    | 4271/- |
| 14    | WALL MIXER TEL WITH L BEND                      | 4648/- | 6231/-    | 4901/- |
| 15    | WALL MIXER 3 IN 1                               | 5549/- | 7113/-    | 5783/- |
| 16    | NOZZLE BIB COCK                                 | 1153/- | 1304/-    | 1191/- |
| 17    | SINGLE LEVER BASIN MIXER 6"                     | 3604/- | 4271/-    | 3604/- |
| 18    | SINGLE LEVER BASIN TALL BODY                    | 5045/- | 5821/-    | 5027/- |
| 19    | SL BASIN MIXER WALL MOUNTED BODY                | 4126/- | 4127/-    | 4055/- |
| 20    | SL BASIN MIXER WALL MOUNTED EXPOSE PART         | 3405/- | 4554/-    | 3296/- |
| 21    | SL SINK MIXER TABLE MOUNTED                     | 7062/- | 7043/-    | 7043/- |
| 22    | SL CSL DIVERTER BODY 4 WAY HI FLOW              | 7027/- | 6397/-    | 6397/- |
| 23    | SL CSL DIVERTER EXPOSE PART 4 WAY HI FLOW       | 1873/- | 2684/-    | 2503/- |
| 24    | SL CSL DIVERTER BODY 5 WAY HI FLOW              | 7027/- | 6397/-    | 6393/- |
| 25    | SL CSL DIVERTER EXPOSE PART 5 WAY HI FLOW       | 1873/- | 2684/-    | 2503/- |
| 26    | SL CSL DIVERTER BODY (2INLET) 4 WAY             | 4685/- | 4127/-    | 4127/- |
| 27    | SL CSL DIVERTER EXPOSE PART (2INLET) 4 WAY      | 1802/- | 3541/-    | 2358/- |
| 28    | PILLAR COCK TALL BODY 12"                       | 2612/- | 3026/-    | 2666/- |
| 29    | PILLAR COCK HIGH NECK 6"                        | 2251/- | 2522/-    | 2311/- |
| 30    | PLAIN SPOUT                                     | 1116/- | 1208/-    | 1116/- |
| 31    | TIP TON SPOUT                                   | 2125/- | 2216/-    | 2125/- |
| 32    | WALL MIXER TELE. WITH CRUTCH                    | 5278/- | 6861/-    | 5531/- |
| 33    | HANDLE  | 252/-  | 277/-     | 227/-  |
| 34    | SINK COCK WITH SILICON FLEXIBLE SPOUT           | 2102/- | 3127/-    | 2348/- |
| 35    | SWAN NECK WITH SILICON FLEXIBLE SPOUT           | 2269/- | 3266/-    | 2516/- |
| 36    | SINK MIXER WITH SILICON FLEXIBLE SPOUT          | 4284/- | 5325/-    | 4771/- |
| 37    | SINK MIXER WITH DUAL FLOW SS FLEXIBLE SPOUT     | 4134/- | 5175/-    | 4621/- |
| 38    | CENTER HOLE BASIN MIXER WITH SILICON SPOUT      | 3743/- | 4645/-    | 4097/- |
| 39    | SINGLE LEVER SINK MIXER DUAL FLOW TABLE MOUNTED | 7562/- | 7543/-    | 7543/- |
| 40    | CENTER HOLE BASIN MIXER WITH FLEXIBLE SPOUT     | 3593/- | 4495/-    | 3947/- |
| 41    | SWAN NECK WITH DUAL FLOW SS FLEXIBLE SPOUT      | 2119/- | 3116/-    | 2366/- |
| 42    | SINK COCK WITH DUAL FLOW SS FLEXIBLE SPOUT      | 1952/- | 2977/-    | 2198/- |



| S.NO. | ITEM  | TAZZO  | SPEED  | KOHINOOR |
|-------|---|--------|--------|----------|
| 1     | ANGLE VALVE                                     | 914/-  | 1114/- | 1114/-   |
| 2     | BIB COCK  | 1090/- | 1239/- | 1239/-   |
| 3     | LONG BODY                                       | 1191/- | 1391/- | 1391/-   |
| 4     | PILLAR COCK                                     | 1336/- | 1491/- | 1491/-   |
| 5     | SINK COCK                                       | 1848/- | 3093/- | 3093/-   |
| 6     | SWAN NECK                                       | 2016/- | 3093/- | 3093/-   |
| 7     | 2 IN 1 BIB COCK                                 | 1758/- | 2348/- | 2348/-   |
| 8     | 2 IN 1 ANGLE VALVE                              | 1758/- | 2348/- | 2348/-   |
| 9     | CONCEALED BODY15MM/20 MM                        | 980/-  | 980/-  | 980/-    |
| 10    | CONCEALED UPPER PART 15MM/20MM                  | 678/-  | 599/-  | 599/-    |
| 11    | CENTRE HOLE MIXER                               | 3597/- | 4635/- | 4635/-   |
| 12    | SINK MIXER                                      | 4271/- | 4837/- | 4837/-   |
| 13    | WALL MIXER NON . TEL                            | 4271/- | 4837/- | 4837/-   |
| 14    | WALL MIXER TEL WITH L BEND                      | 4901/- | 6125/- | 6125/-   |
| 15    | WALL MIXER 3 IN 1                               | 5783/- | 7250/- | 7250/-   |
| 16    | NOZZLE BIB COCK                                 | 1191/- | 1391/- | 1391/-   |
| 17    | SINGLE LEVER BASIN MIXER 6"                     | 3604/- | 4782/- | 4782/-   |
| 18    | SINGLE LEVER BASIN TALL BODY                    | 5027/- | 7104/- | 7104/-   |
| 19    | SL BASIN MIXER WALL MOUNTED BODY                | 4055/- | 4253/- | 4253/-   |
| 20    | SL BASIN MIXER WALL MOUNTED EXPOSE PART         | 3296/- | 3819/- | 3819/-   |
| 21    | SL SINK MIXER TABLE MOUNTED                     | 7043/- | 7227/- | 7227/-   |
| 22    | SL CSL DIVERTER BODY 4 WAY HI FLOW              | 6397/- | 6397/- | 6397/-   |
| 23    | SL CSL DIVERTER EXPOSE PART 4 WAY HI FLOW       | 2503/- | 3044/- | 3044/-   |
| 24    | SL CSL DIVERTER BODY 5 WAY HI FLOW              | 6397/- | 6397/- | 6397/-   |
| 25    | SL CSL DIVERTER EXPOSE PART 5 WAY HI FLOW       | 2503/- | 3044/- | 3044/-   |
| 26    | SL CSL DIVERTER BODY (2INLET) 4 WAY             | 4127/- | 4127/- | 4127/-   |
| 27    | SL CSL DIVERTER EXPOSE PART (2INLET) 4 WAY      | 2358/- | 2720/- | 2720/-   |
| 28    | PILLAR COCK TALL BODY 12"                       | 2666/- | 3591/- | 3591/-   |
| 29    | PILLAR COCK HIGH NECK 6"                        | 2311/- | 2772/- | 2772/-   |
| 30    | PLAIN SPOUT                                     | 1116/- | 1607/- | 1607/-   |
| 31    | TIP TON SPOUT                                   | 2125/- | 2867/- | 2867/-   |
| 32    | WALL MIXER TELE. WITH CRUTCH                    | 5531/- | 6755/- | 6755/-   |
| 33    | HANDLE  | 227/-  | 315/-  | 315/-    |
| 34    | SINK COCK WITH SILICON FLEXIBLE SPOUT           | 2476/- | 3723/- | 3723/-   |
| 35    | SWAN NECK WITH SILICON FLEXIBLE SPOUT           | 2646/- | 3723/- | 3723/-   |
| 36    | SINK MIXER WITH SILICON FLEXIBLE SPOUT          | 4771/- | 5337/- | 5337/-   |
| 37    | SINK MIXER WITH DUAL FLOW SS FLEXIBLE SPOUT     | 4901/- | 5187/- | 5187/-   |
| 38    | CENTER HOLE BASIN MIXER WITH SILICON SPOUT      | 4227/- | 5134/- | 5134/-   |
| 39    | SINGLE LEVER SINK MIXER DUAL FLOW TABLE MOUNTED | 7043/- | 7577/- | 7577/-   |
| 40    | CENTER HOLE BASIN MIXER WITH FLEXIBLE SPOUT     | 3975/- | 4984/- | 4984/-   |
| 41    | SWAN NECK WITH DUAL FLOW SS FLEXIBLE SPOUT      | 2394/- | 3443/- | 3443/-   |
| 42    | SINK COCK WITH DUAL FLOW SS FLEXIBLE SPOUT      | 2224/- | 3443/- | 3443/-   |





| S.NO. | ITEM  | CROMA  | NOVA   | PRIME  |
|-------|---|--------|--------|--------|
| 1     | ANGLE VALVE                                     | 964/-  | 1045/- | 1045/- |
| 2     | BIB COCK  | 995/-  | 1298/- | 1298/- |
| 3     | LONG BODY                                       | 1102/- | 1380/- | 1380/- |
| 4     | PILLAR COCK                                     | 1297/- | 1657/- | 1657/- |
| 5     | SINK COCK                                       | 2450/- | 2108/- | 2108/- |
| 6     | SWAN NECK                                       | 2450/- | 2251/- | 2251/- |
| 7     | 2 IN 1 BIB COCK                                 | 2234/- | 2486/- | 2486/- |
| 8     | 2 IN 1 ANGLE VALVE                              | 1946/- | 2162/- | 2162/- |
| 9     | CONCEALED BODY15MM/20 MM                        | 980/-  | 980/-  | 980/-  |
| 10    | CONCEALED UPPER PART 15MM/20MM                  | 549/-  | 599/-  | 599/-  |
| 11    | CENTRE HOLE MIXER                               | 4108/- | 3767/- | 3767/- |
| 12    | SINK MIXER                                      | 4414/- | 4505/- | 4505/- |
| 13    | WALL MIXER NON . TEL                            | 4414/- | 4505/- | 4505/- |
| 14    | WALL MIXER TEL WITH L BEND                      | 5418/- | 5954/- | 5954/- |
| 15    | WALL MIXER 3 IN 1                               | 6048/- | 6905/- | 6905/- |
| 16    | NOZZLE BIB COCK                                 | 1170/- | 1423/- | 1423/- |
| 17    | SINGLE LEVER BASIN MIXER 6"                     |        | 4270/- | 4270/- |
| 18    | SINGLE LEVER BASIN TALL BODY                    |        | 6161/- | 6161/- |
| 19    | SL BASIN MIXER WALL MOUNTED BODY                |        | 4253/- | 4253/- |
| 20    | SL BASIN MIXER WALL MOUNTED EXPOSE PART         |        | 3818/- | 3818/- |
| 21    | SL SINK MIXER TABLE MOUNTED                     |        | 7422/- | 7422/- |
| 22    | SL CSL DIVERTER BODY 4 WAY HI FLOW              |        | 6397/- | 6397/- |
| 23    | SL CSL DIVERTER EXPOSE PART 4 WAY HI FLOW       |        | 3044/- | 3044/- |
| 24    | SL CSL DIVERTER BODY 5 WAY HI FLOW              |        | 6397/- | 6397/- |
| 25    | SL CSL DIVERTER EXPOSE PART 5 WAY HI FLOW       |        | 3044/- | 3044/- |
| 26    | SL CSL DIVERTER BODY (2INLET) 4 WAY             |        | 4127/- | 4127/- |
| 27    | SL CSL DIVERTER EXPOSE PART (2INLET) 4 WAY      |        | 2717/- | 2741/- |
| 28    | PILLAR COCK TALL BODY 12"                       | 2883/- | 3081/- | 3081/- |
| 29    | PILLAR COCK HIGH NECK 6"                        | 2522/- | 2721/- | 2721/- |
| 30    | PLAIN SPOUT                                     |        | 1208/- | 1208/- |
| 31    | TIP TON SPOUT                                   |        | 2249/- | 2249/- |
| 32    | WALL MIXER TELE. WITH CRUTCH                    | 6678/- | 6584/- | 6584/- |
| 33    | HANDLE  | 328/-  | 302/-  | 302/-  |
| 34    | SINK COCK WITH SILICON FLEXIBLE SPOUT           |        | 2738/- | 2738/- |
| 35    | SWAN NECK WITH SILICON FLEXIBLE SPOUT           |        | 2881/- | 2881/- |
| 36    | SINK MIXER WITH SILICON FLEXIBLE SPOUT          |        | 5135/- | 5135/- |
| 37    | SINK MIXER WITH DUAL FLOW SS FLEXIBLE SPOUT     |        | 4855/- | 4855/- |
| 38    | CENTER HOLE BASIN MIXER WITH SILICON SPOUT      |        | 4267/- | 4267/- |
| 39    | SINGLE LEVER SINK MIXER DUAL FLOW TABLE MOUNTED |        | 7773/- | 7773/- |
| 40    | CENTER HOLE BASIN MIXER WITH FLEXIBLE SPOUT     |        | 4117/- | 4117/- |
| 41    | SWAN NECK WITH DUAL FLOW SS FLEXIBLE SPOUT      |        | 2602/- | 2602/- |
| 42    | SINK COCK WITH DUAL FLOW SS FLEXIBLE SPOUT      |        | 2458/- | 2458/- |



| S.NO. | ITEM  | PEARL  | MILANO | CUBIX PRIME |
|-------|---|--------|--------|-------------|
| 1     | ANGLE VALVE                                     | 1014/- | 1014/- | 913/-       |
| 2     | BIB COCK  | 1159/- | 1159/- | 1043/-      |
| 3     | LONG BODY                                       | 1304/- | 1304/- | 1174/-      |
| 4     | PILLAR COCK                                     | 1455/- | 1455/- | 1310/-      |
| 5     | SINK COCK                                       | 2248/- | 2248/- | 2364/-      |
| 6     | SWAN NECK                                       | 2388/- | 2388/- | 2489/-      |
| 7     | 2 IN 1 ANGLE VALVE                              | 2388/- | 2388/- | 2263/-      |
| 8     | 2 IN 1 BIB COCK                                 | 2514/- | 2514/- | 2149/-      |
| 9     | CONCEALED BODY15MM/20 MM                        | 980/-  | 980/-  | 882/-       |
| 10    | CONCEALED UPPER PART 15MM/20MM                  | 586/-  | 586/-  | 527/-       |
| 11    | CENTRE HOLE MIXER                               | 3767/- | 3767/- | 3731/-      |
| 12    | SINK MIXER                                      | 4448/- | 4448/- | 4343/-      |
| 13    | WALL MIXER NON . TEL                            | 4473/- | 4473/- | 4366/-      |
| 14    | WALL MIXER TEL WITH L BEND                      | 5853/- | 5853/- | 5608/-      |
| 15    | WALL MIXER 3 IN 1                               | 6735/- | 6735/- | 6402/-      |
| 16    | NOZZLE BIB COCK                                 | 1304/- | 1304/- | 1174/-      |
| 17    | SINGLE LEVER BASIN MIXER 6"                     | 3893/- | 3893/- | 3844/-      |
| 18    | SINGLE LEVER BASIN TALL BODY                    | 5443/- | 5443/- | 5239/-      |
| 19    | SL BASIN MIXER WALL MOUNTED BODY                | 4127/- | 4127/- | 3714/-      |
| 20    | SL BASIN MIXER WALL MOUNTED EXPOSE PART         | 3405/- | 3405/- | 4099/-      |
| 21    | SL SINK MIXER TABLE MOUNTED                     | 7043/- | 7043/- | 6339/-      |
| 22    | SL CSL DIVERTER BODY 4 WAY HI FLOW              | 6397/- | 6397/- | 5757/-      |
| 23    | SL CSL DIVERTER EXPOSE PART 4 WAY HI FLOW       | 2684/- | 2684/- | 2416/-      |
| 24    | SL CSL DIVERTER BODY 5 WAY HI FLOW              | 6397/- | 6397/- | 5757/-      |
| 25    | SL CSL DIVERTER EXPOSE PART 5 WAY HI FLOW       | 2684/- | 2684/- | 2416/-      |
| 26    | SL CSL DIVERTER BODY (2INLET) 4 WAY             | 4127/- | 4127/- | 3714/-      |
| 27    | SL CSL DIVERTER EXPOSE PART (2INLET) 4 WAY      | 3541/- | 3541/- | 3187/-      |
| 28    | PILLAR COCK TALL BODY 12"                       | 3026/- | 3026/- | 2723/-      |
| 29    | PILLAR COCK HIGH NECK 6"                        | 2666/- | 2666/- | 2270/-      |
| 30    | PLAIN SPOUT                                     | 1208/- | 1208/- | 1087/-      |
| 31    | TIP TON SPOUT                                   | 2216/- | 2216/- | 1994/-      |
| 32    | WALL MIXER TELE. WITH CRUTCH                    | 6483/- | 6483/- | 6175/-      |
| 33    | HANDLE  | 277/-  | 277/-  | 249/-       |
| 34    | SINK COCK WITH SILICON FLEXIBLE SPOUT           | 2748/- | 2748/- | 2814/-      |
| 35    | SWAN NECK WITH SILICON FLEXIBLE SPOUT           | 2888/- | 2888/- | 2939/-      |
| 36    | SINK MIXER WITH SILICON FLEXIBLE SPOUT          | 4948/- | 4848/- | 4793/-      |
| 37    | SINK MIXER WITH DUAL FLOW SS FLEXIBLE SPOUT     | 4798/- | 4798/- | 4658/-      |
| 38    | CENTER HOLE BASIN MIXER WITH SILICON SPOUT      | 4267/- | 4267/- | 4181/-      |
| 39    | SINGLE LEVER SINK MIXER DUAL FLOW TABLE MOUNTED | 7043/- | 7043/- | 6789/-      |
| 40    | CENTER HOLE BASIN MIXER WITH FLEXIBLE SPOUT     | 4117/- | 4117/- | 4046/-      |
| 41    | SWAN NECK WITH DUAL FLOW SS FLEXIBLE SPOUT      | 2888/- | 2888/- | 2804/-      |
| 42    | SINK COCK WITH DUAL FLOW SS FLEXIBLE SPOUT      | 2748/- | 2748/- | 2679/-      |





| S.NO. | ITEM                                       | MILANO GOLD | MILANO ROSE GOLD | MILANO BLACK |
|-------|--|-------------|------------------|--------------|
| 1     | ANGLE VALVE                                | 2029/-      | 2029/-           | 2535/-       |
| 2     | BIB COCK                                   | 2318/-      | 2318/-           | 2898/-       |
| 3     | LONG BODY                                  | 2608/-      | 2608/-           | 3259/-       |
| 4     | PILLAR COCK                                | 2911/-      | 2911/-           | 3637/-       |
| 5     | SINK COCK                                  | 4498/-      | 4498/-           | 5622/-       |
| 6     | SWAN NECK                                  | 4775/-      | 4775/-           | 5968/-       |
| 7     | 2 IN 1 BIB COCK                            | 5027/-      | 5027/-           | 6283/-       |
| 8     | 2 IN 1 ANGLE VALVE                         | 4775/-      | 4775/-           | 5968/-       |
| 9     | CONCEALED BODY15MM/20 MM                   | 1229/-      | 1229/-           | 1229/-       |
| 10    | CONCEALED UPPER PART 15MM/20MM             | 1172/-      | 1172/-           | 1464/-       |
| 11    | CENTRE HOLE MIXER                          | 7535/-      | 7535/-           | 9419/-       |
| 12    | SINK MIXER                                 | 8896/-      | 8896/-           | 11120/-      |
| 13    | WALL MIXER NON . TEL                       | 8946/-      | 8946/-           | 11183/-      |
| 14    | WALL MIXER TEL WITH L BEND                 | 11705/-     | 11705/-          | 14631/-      |
| 15    | WALL MIXER 3 IN 1                          | 13469/-     | 13469/-          | 16836/-      |
| 16    | NOZZLE BIB COCK                            | 2608/-      | 2608/-           | 3259/-       |
| 17    | SINGLE LEVER BASIN MIXER 6"                | 7787/-      | 7787/-           | 9734/-       |
| 18    | SINGLE LEVER BASIN TALL BODY               | 10886/-     | 10886/-          | 13608/-      |
| 19    | SL BASIN MIXER WALL MOUNTED BODY           | 8253/-      | 8253/-           | 10315/-      |
| 20    | SL BASIN MIXER WALL MOUNTED EXPOSE PART    | 6809/-      | 6809/-           | 8511/-       |
| 21    | SL SINK MIXER TABLE MOUNTED                | 14087/-     | 14087/-          | 17609/-      |
| 22    | SL CSL DIVERTER BODY 4 WAY HI FLOW         | 12794/-     | 12794/-          | 15992/-      |
| 23    | SL CSL DIVERTER EXPOSE PART 4 WAY HI FLOW  | 7081/-      | 7081/-           | 8852/-       |
| 24    | SL CSL DIVERTER BODY 5 WAY HI FLOW         | 12794/-     | 12794/-          | 15991/-      |
| 25    | SL CSL DIVERTER EXPOSE PART 5 WAY HI FLOW  | 7081/-      | 7081/-           | 8852/-       |
| 26    | SL CSL DIVERTER BODY (2INLET) 4 WAY        | 8253/-      | 8253/-           | 10315/-      |
| 27    | SL CSL DIVERTER EXPOSE PART (2INLET) 4 WAY | 5368/-      | 5368/-           | 6710/-       |
| 28    | PILLAR COCK TALL BODY 12"                  | 6053/-      | 6053/-           | 7566/-       |
| 29    | PILLAR COCK HIGH NECK 6"                   | 5332/-      | 5332/-           | 6665/-       |



| S.NO. | ITEM                                       | TAZZO GOLD | TAZZO ROSE GOLD | TAZZO BLACK |
|-------|--|------------|-----------------|-------------|
| 1     | ANGLE VALVE                                | 1827/-     | 1827/-          | 2283/-      |
| 2     | BIB COCK                                   | 2180/-     | 2180/-          | 2724/-      |
| 3     | LONG BODY                                  | 2381/-     | 2381/-          | 2976/-      |
| 4     | PILLAR COCK                                | 2671/-     | 2671/-          | 3338/-      |
| 5     | SINK COCK                                  | 3692/-     | 3692/-          | 4614/-      |
| 6     | SWAN NECK                                  | 4032/-     | 4032/-          | 5040/-      |
| 7     | 2 IN 1 BIB COCK                            | 3515/-     | 3515/-          | 4393/-      |
| 8     | 2 IN 1 ANGLE VALVE                         | 3515/-     | 3515/-          | 4393/-      |
| 9     | CONCEALED BODY15MM/20 MM                   | 1229/-     | 1229/-          | 1229/-      |
| 10    | CONCEALED UPPER PART 15MM/20MM             | 1356/-     | 1356/-          | 1695/-      |
| 11    | CENTRE HOLE MIXER                          | 7195/-     | 7195/-          | 8994/-      |
| 12    | SINK MIXER                                 | 8543/-     | 8543/-          | 10678/-     |
| 13    | WALL MIXER NON . TEL                       | 8543/-     | 8543/-          | 10678/-     |
| 14    | WALL MIXER TEL WITH L BEND                 | 9803/-     | 9803/-          | 12254       |
| 15    | WALL MIXER 3 IN 1                          | 11567/-    | 11567/-         | 14459/-     |
| 16    | NOZZLE BIB COCK                            | 2381/-     | 2381/-          | 2976/-      |
| 17    | SINGLE LEVER BASIN MIXER 6"                | 7207/-     | 7207/-          | 7245/-      |
| 18    | SINGLE LEVER BASIN TALL BODY               | 10055/-    | 10055/-         | 10678/-     |
| 19    | SL BASIN MIXER WALL MOUNTED BODY           | 8108/-     | 8108/-          | 10137/-     |
| 20    | SL BASIN MIXER WALL MOUNTED EXPOSE PART    | 6592/-     | 6592/-          | 6592/-      |
| 21    | SL SINK MIXER TABLE MOUNTED                | 14086/-    | 14086/-         | 17609/-     |
| 22    | SL CSL DIVERTER BODY 4 WAY HI FLOW         | 8253/-     | 8253/-          | 15992/-     |
| 23    | SL CSL DIVERTER EXPOSE PART 4 WAY HI FLOW  | 5007/-     | 5007/-          | 6258/-      |
| 24    | SL CSL DIVERTER BODY 5 WAY HI FLOW         | 8253/-     | 8253/-          | 15992/-     |
| 25    | SL CSL DIVERTER EXPOSE PART 5 WAY HI FLOW  | 5007/-     | 5007/-          | 6258/-      |
| 26    | SL CSL DIVERTER BODY (2INLET) 4 WAY        | 8253/-     | 8253/-          | 8253/-      |
| 27    | SL CSL DIVERTER EXPOSE PART (2INLET) 4 WAY | 4718/-     | 4718/-          | 5897/-      |
| 28    | PILLAR COCK TALL BODY 12"                  | 5332/-     | 5332/-          | 6665/-      |
| 29    | PILLAR COCK HIGH NECK 6"                   | 4622/-     | 4622/-          | 5775/-      |






Blue Blue/Grey/Black Ivory/Blue

| S.NO. | ITEM                       | KUBIX  | SQUARE | ROYAL  |
|-------|----------------------------|--------|--------|--------|
| 1     | ANGLE VALVE                | 360/-  | 288/-  | 224/-  |
| 2     | BIB COCK                   | 468/-  | 324/-  | 224/-  |
| 3     | LONG BODY                  | 552/-  | 384/-  | 238/-  |
| 4     | PILLAR COCK                | 570/-  | 475/-  | 270/-  |
| 5     | SINK COCK                  | 960/-  | 720/-  | 636/-  |
| 6     | SWAN NECK                  | 1008/- | 720/-  | 636/-  |
| 7     | 2 IN 1 BIB COCK            | 864/-  | 624/-  | 480/-  |
| 8     | 2 IN 1 ANGLE VALVE         | 810/-  | 552/-  | 456/-  |
| 9     | CENTRE HOLE MIXER          | 1968/- | 1968/- | 1740/- |
| 10    | SINK MIXER                 | 2016/- | 2016/- | 1740/- |
| 11    | WALL MIXER NON . TEL       | 1944/- | 1944/- | 1614/- |
| 12    | WALL MIXER TEL WITH CRUTCH | 2388/- | 2388/- | 1908/- |
| 13    | SINGLE LEVER BASIN MIXER   | 1968/- | -      | -      |
| 14    | NOZZLE COCK                | 492/-  | 492/-  | 252/-  |
| 15    | WALL MIXER WITH L BEND     | 2520/- | 2520/- | 2040/- |
| 16    | STOP COCK                  | -      | -      | 228/-  |
| 17    | SWAN NECK LONG SPOUT       | -      | -      | 636/-  |
| 18    | SINK COCK LONG SPOUT       | -      | -      | 636/-  |



Marble/Blue Peach/Green

| S.NO. | ITEM                       | STANDARD | PLATINUM | SPARROW | LUDO  |
|-------|----------------------------|----------|----------|---------|-------|
| 1     | ANGLE VALVE                | 228/-    | 300/-    | 302/-   | 151/- |
| 2     | BIB COCK                   | 228/-    | 324/-    | 319/-   | 162/- |
| 3     | LONG BODY                  | 238/-    | 360/-    | 410/-   | 173/- |
| 4     | PILLAR COCK                | 270/-    | 444/-    | 421/-   | 184/- |
| 5     | SINK COCK                  | 636/-    | 708/-    | 745/-   | 421/- |
| 6     | SWAN NECK                  | 636/-    | 708/-    | 745/-   | 421/- |
| 7     | 2 IN 1 BIB COCK            | 480/-    | 588/-    | 637/-   | 410/- |
| 8     | 2 IN 1 ANGLE VALVE         | 456/-    | 588/-    | 611/-   | 389/- |
| 9     | CENTRE HOLE MIXER          | 1740/-   | -        | -       | -     |
| 10    | SINK MIXER                 | 1740/-   | -        | -       | -     |
| 11    | WALL MIXER NON . TEL       | 1614/-   | -        | -       | -     |
| 12    | WALL MIXER TEL WITH CRUTCH | 1908/-   | -        | -       | -     |
| 13    | NOZZLE COCK                | 252/-    | 462/-    | 410/-   | 313/- |
| 14    | WALL MIXER WITH L BEND     | 2040/-   | -        | -       | -     |
| 15    | STOP COCK                  | 228/-    | -        | -       | -     |
| 16    | SWAN NECK MINI             | 588/-    | -        | -       | -     |
| 17    | SINK COCK MINI             | 588/-    | -        | -       | -     |



| S.NO. | PTMT ACCESSORIES                              | M.R.P. |
|-------|---|--------|
| 1     | OHS -101 4"                                   | 588/-  |
| 2     | OHS -101 6"                                   | 792/-  |
| 3     | OHS -101 8"                                   | 996/-  |
| 4     | OHS -102 4"                                   | 588/-  |
| 5     | OHS -102 6"                                   | 792/-  |
| 6     | OHS -102 8"                                   | 996/-  |
| 7     | BLUE OVER HEAD SHOWER                         | 588/-  |
| 8     | AL-103 CONNECTION PIPE (HOT & COLD WATER) 18" | 96/-   |
| 9     | AL-104 CONNECTION PIPE (HOT & COLD WATER) 24" | 108/-  |
| 10    | AL-105 CONNECTION PIPE (HOT & COLD WATER) 30" | 132/-  |
| 11    | AL-106 CONNECTION PIPE (HOT & COLD WATER) 36" | 162/-  |
| 12    | AL-107 CONNECTION PIPE (HOT & COLD WATER) 42" | 204/-  |
| 13    | AL-108 CONNECTION PIPE (HOT & COLD WATER) 48" | 246/-  |
| 14    | AL-109 URINAL SPREADER                        | 264/-  |
| 15    | AL-110 BOTTLE TRAP                            | 672/-  |
| 16    | 15MM BALL COCK                                | 367/-  |
| 17    | 20MM BALL COCK                                | 427/-  |
| 18    | 25MM BALL COCK                                | 708/-  |
| 19    | PTMT SHOWER TUBE 1MTR                         | 179/-  |
| 20    | FLEXIBLE WASTE PIPE 36INCH-WHITE              | 54/-   |
| 21    | MAGIC WASTE PIPE                              | 54/-   |
| 22    | JET SPRAY PTMT - 1 MTR                        | 270/-  |
| 23    | JET SPRAY PTMT - 1.5 MTR                      | 319/-  |
| 24    | JET SPRAY PTMT -2 FEET                        | 211/-  |



| S.NO. | BATHROOM ACCESSORIES                      | M.R.P. |
|-------|---|--------|
| 1     | MAXXO H/F(WITH WHITE S/T 1MTR & ABS HOOK) | 421/-  |
| 2     | DIAMOND SHOWER ABS 4" ROUND               | 421/-  |
| 3     | DIFLEX SHOWER ABS 3" ROUND                | 400/-  |
| 4     | UNIQUE SHOWER ABS 5" ROUND                | 518/-  |
| 5     | SUPREME SHOWER ABS 3X3" SQ.               | 400/-  |
| 6     | STAR SHOWER 4X4" OW                       | 421/-  |
| 7     | WASTE COUPLING 32MM FULL THREAD           | 130/-  |



| S.NO. | STEEL FLOOR DRAINS            | M.R.P. |
|-------|-------------------------------|--------|
| 1     | MODEL NO. 200 ROUND 3"        | 72/-   |
| 2     | MODEL NO. 201 ROUND 4"        | 84/-   |
| 3     | MODEL NO. 202 ROUND GYPSY 4"  | 84/-   |
| 4     | MODEL NO. 203 ROUND 4 1/2"    | 96/-   |
| 5     | MODEL NO. 204 ROUND 4 1/2"    | 96/-   |
| 6     | MODEL NO. 205 ROUND 5"        | 108/-  |
| 7     | MODEL NO. 206 SQUARE 5"       | 121/-  |
| 8     | MODEL NO. 216 SQUARE 6"       | 228/-  |
| 9     | MODEL NO. 217 SQUARE GYPSY 6" | 228/-  |
| 10    | MODEL NO. 209 SS FLANGE       | 54/-   |





| S.NO. | VERTICAL GRATINGS                                     | M.R.P. |
|-------|---|--------|
| 1     | MODEL NO.751 FLOOR DRAIN ROYAL PLAIN 5" AISI-304 18/8 | 708/-  |
| 2     | MODEL NO.752 FLOOR DRAIN ROYAL HOLE 5" AISI-304 18/8  | 708/-  |
| 3     | MODEL NO.753 FLOOR DRAIN SIGMA PLAIN 5" AISI-304 18/8 | 708/-  |
| 4     | MODEL NO.754 FLOOR DRAIN SIGMA HOLE 5" AISI-304 18/8  | 708/-  |
| 5     | MODEL NO.755 FLOOR DRAIN CHESS 5" AISI-304 18/8       | 708/-  |
| 6     | MODEL NO.756 FLOOR DRAIN VENUS 5" AISI-304 18/8       | 708/-  |
| 7     | MODEL NO.501 SQUARE 4"                                | 192/-  |
| 8     | MODEL NO.502 SQUARE 5"                                | 240/-  |
| 9     | MODEL NO.503 SQUARE 6"                                | 300/-  |



| S.NO. | COCKROACH TRAPS                            | JSS-202 | JSS-304 |
|-------|--|---------|---------|
| 1     | MODEL NO.105 ROUND 5"                      | 558/-   | 798/-   |
| 2     | MODEL NO.106 ROUND GYPSY 5"                | 558/-   | 798/-   |
| 3     | MODEL NO.107 ROUND CLASSIC 5"              | 594/-   | 834/-   |
| 4     | MODEL NO.108 SQUARE 5" (127X127MM)         | 630/-   | 870/-   |
| 5     | MODEL NO.109 SQUARE GYPSY 5" (127X127MM)   | 630/-   | 906/-   |
| 6     | MODEL NO.110 SQUARE CLASSIC 5" (127X127MM) | 666/-   | 906/-   |
| 7     | MODEL NO.111 SQUARE 6" (153X153MM)         | 792/-   | 1032/-  |
| 8     | MODEL NO.112 SQUARE GYPSY 6" (153X153MM)   | 792/-   | 1032/-  |
| 9     | MODEL NO.113 SQUARE CLASSIC 6" (153X153MM) | 828/-   | 1068/-  |



| S.NO. | JET SPRAYS (CP TUBE)                              | M.R.P. |
|-------|---|--------|
| 1     | MODEL NO.401 STRAIGHT 1 MTR. TUBE AISI-304 18/8   | 516/-  |
| 2     | MODEL NO.401 STRAIGHT 1.5 MTR. TUBE AISI-304 18/8 | 576/-  |
| 3     | MODEL NO.403 MULTI 1 MTR. TUBE AISI-304 18/8      | 516/-  |
| 4     | MODEL NO.403 MULTI 1.5 MTR. TUBE AISI-304 18/8    | 576/-  |
| 5     | MODEL NO.404 UNIJET 1 MTR. TUBE AISI-304 18/8     | 594/-  |
| 6     | MODEL NO.404 UNIJET 1.5 MTR. TUBE AISI-304 18/8   | 654/-  |



| S.NO. | SOAP DISHES           | M.R.P. |
|-------|-----------------------|--------|
| 1     | MODEL NO.301 KOHINOOR | 180/-  |
| 2     | MODEL NO.302 PEARL    | 192/-  |
| 3     | MODEL NO.303 KANCHAN  | 180/-  |
| 4     | MODEL NO.304 PRINCE   | 180/-  |
| 5     | MODEL NO.305 DIAMOND  | 228/-  |
| 6     | MODEL NO.306 RUBY     | 228/-  |
| 7     | MODEL NO.307 JASMINE  | 348/-  |
| 8     | MODEL NO.308 SAFFIRE  | 228/-  |




| S.NO. | CONNECTION PIPES / SHOWER TUBES | M.R.P. |
|-------|---------------------------------|--------|
| 1     | CONNECTION PIPE 18"             | 198/-  |
| 2     | CONNECTION PIPE 24"             | 222/-  |
| 3     | CONNECTION PIPE 30"             | 264/-  |
| 4     | CONNECTION PIPE 36"             | 336/-  |
| 5     | SHOWER TUBE 1 MTR.              | 384/-  |
| 6     | SHOWER TUBE 1.5 MTR.            | 492/-  |



| S.NO. | WALL SPOUTS / WASTE COUPLING            | M.R.P. |
|-------|---|--------|
| 1     | WALL SPOUT TIP-TON                      | 2835/- |
| 2     | WALL SPOUT PLAIN                        | 2394/- |
| 3     | BRASS WASTE COUPLING FULL / HALF THREAD | 537/-  |
| 4     | SS WASTE COUPLING FULL / HALF THREAD    | 336/-  |



| S.NO. | INTERNAL FITTINGS       | M.R.P. |
|-------|-------------------------|--------|
| 1     | CONCEALED DISC FITTING  | 250/-  |
| 2     | COCK DISC FITTING HEAVY | 181/-  |
| 3     | COCK DISC FITTING LIGHT | 160/-  |



| S.NO. | EXTENSION NIPPLES             | M.R.P. |
|-------|-------------------------------|--------|
| 1     | EXTENSION NIPPLE 1" (BRASS)   | 146/-  |
| 2     | EXTENSION NIPPLE 1.5" (BRASS) | 201/-  |
| 3     | EXTENSION NIPPLE 2" (BRASS)   | 270/-  |
| 4     | EXTENSION NIPPLE 2.5" (BRASS) | 333/-  |
| 5     | EXTENSION NIPPLE 3" (BRASS)   | 402/-  |
| 6     | EXTENSION NIPPLE 4" (BRASS)   | 541/-  |



| S.NO. | WASH BASIN BRACKET     | M.R.P. |
|-------|------------------------|--------|
| 1     | WASH BASIN BRACKET 9"  | 217/-  |
| 2     | WASH BASIN BRACKET 12" | 251/-  |
| 3     | WASH BASIN BRACKET 15" | 264/-  |
| 4     | WASH BASIN BRACKET 18" | 307/-  |



| S.NO. | BOTTLE TRAP                       | M.R.P. |
|-------|-----------------------------------|--------|
| 1     | BOTTLE TRAP ORANGE BT-1001 5"X7"  | 1877/- |
| 2     | BOTTLE TRAP ORANGE BT-1002 5"X9"  | 2066/- |
| 3     | BOTTLE TRAP ORANGE BT-1003 5"X12" | 2230/- |
| 4     | BOTTLE TRAP PEARL BT-1004 5"X12"  | 2230/- |



| S.NO. | SHOWERS               | M.R.P. |
|-------|-----------------------|--------|
| 1     | ROUND SHOWER NOVA 4"  | 1284/- |
| 2     | ROUND SHOWER NOVA 6"  | 1801/- |
| 3     | ROUND SHOWER NOVA 8"  | 2316/- |
| 4     | ROUND SHOWER NOVA 10" | 4032/- |
| 5     | ROUND SHOWER NOVA 12" | 5052/- |
| 6     | SQUARE SHOWER 4"X4"   | 1284/- |
| 7     | SQUARE SHOWER 6"X6"   | 1801/- |
| 8     | SQUARE SHOWER 8"X8"   | 2316/- |
| 9     | SQUARE SHOWER 10"X10" | 4032/- |
| 10    | SQUARE SHOWER 12"X12" | 5052/- |
| 11    | ABS ROUND 4"          | 654/-  |
| 12    | ABS JAQUAR 4"X4"      | 767/-  |
| 13    | ABS OVAL 4"           | 582/-  |
| 14    | ABS SHINE 4"X4"       | 767/-  |
| 15    | ABS CHROME 4"X4"      | 910/-  |
| 16    | ABS TABLET 3"X5"      | 910/-  |



| S.NO. | HEALTH FAUCETS WITH TUBE | M.R.P. |
|-------|--------------------------|--------|
| 1     | HF-01 SQUARE LIGHT       | 1241/- |
| 2     | HF-02 CALIBER            | 1241/- |
| 3     | HF-03 SPEED              | 769/-  |
| 4     | HF-04 PUSH BUTTON ABS    | 769/-  |
| 5     | HF-05 HALF SQUARE ABS    | 769/-  |
| 6     | HF-06 PRIME              | 769/-  |



| S.NO. | HAND SHOWERS | M.R.P. |
|-------|--------------|--------|
| 1     | HS-01 AQUA   | 1044/- |
| 2     | HS-02 VIVA   | 1044/- |
| 3     | HS-03 BLISS  | 948/-  |



| S.NO. | PTMT HEALTH FAUCETS WITH TUBE                  | M.R.P. |
|-------|--|--------|
| 1     | HF-1113 HEALTH FAUCET SHINE                    | 408/-  |
| 2     | HF-1113 HEALTH FAUCET SHINE WITH 1.25MTR. TUBE | 516/-  |
| 3     | HF-1114 HEALTH FAUCET SPARK                    | 240/-  |
| 4     | HF-1114 HEALTH FAUCET SPARK WITH 1.25MTR. TUBE | 348/-  |
| 5     | HF-1115 HEALTH FAUCET CLAY                     | ---/-  |
| 6     | HF-1115 HEALTH FAUCET CLAY WITH 1.25MTR. TUBE  | 695/-  |



| S.NO. | NORMAL F.R.P | M.R.P.  |
|-------|--------------|---------|
| 1     | 10 X 10      | 912/-   |
| 2     | 12 X 12      | 992/-   |
| 3     | 15 X 15      | 1370/-  |
| 4     | 18 X 18      | 1795/-  |
| 5     | 21 X 21      | 2282/-  |
| 6     | 24 X 24      | 3090/-  |
| 7     | 28 X 28      | 5290/-  |
| 8     | 30 X 30      | 7550/-  |
| 9     | 36 X 36      | 10390/- |

| S.NO. | LOCK F.R.P | M.R.P.  |
|-------|------------|---------|
| 1     | 10 X 10    | 1354/-  |
| 2     | 12 X 12    | 1432/-  |
| 3     | 15 X 15    | 1810/-  |
| 4     | 18 X 18    | 2237/-  |
| 5     | 21 X 21    | 2723/-  |
| 6     | 24 X 24    | 3530/-  |
| 7     | 28 X 28    | 5730/-  |
| 8     | 30 X 30    | 7985/-  |
| 9     | 36 X 36    | 10825/- |